

# Peel Regional Snapshot 2021 - 2022



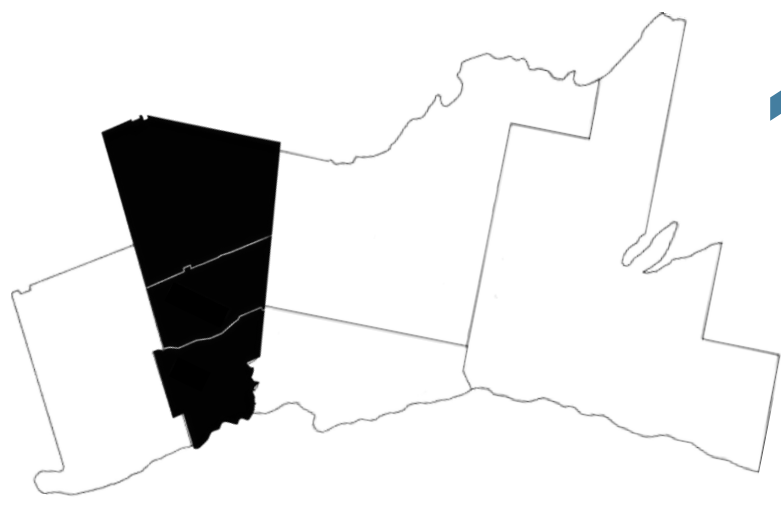
**PCAWA**

PEEL COMMITTEE AGAINST WOMEN ABUSE

## OUR COMMUNITY IMPACT

**27 Community Organizations**  
represented on PCAWA

## 2021 POPULATION



**1,451,022**  
(Region of Peel)

## 2022 LIVING WAGE



**\$23.15**

(Ontario Living Wage Network)

## HEALTHCARE

**292**

survivors  
accessing  
initial medical  
services from  
Chantel's  
Place

(Chantel's Place, 2021-2022)

## CHILD WELFARE

**333**

referrals per  
month  
concerning  
family and  
intimate partner  
violence

(Peel CAS, 2020-2021)

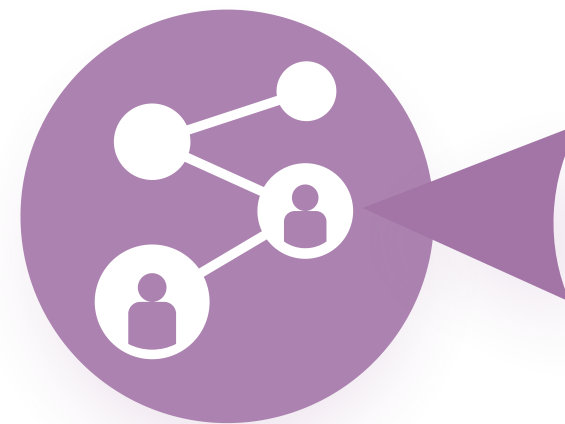
## GBV ORGANIZATIONS



**27% INCREASE**  
in survivors accessing  
shelter programs  
(Embrace)



**774**  
crisis calls from survivors  
(Embrace, RootsCS)



**7,804**  
referrals made for survivors  
to GBV organizations  
(Malton Neighbourhood Services,  
RootsCS, Victim Services of Peel)

**8,144**

survivors accessing  
GBV support services  
(Embrace, Malton Neighbourhood Services, RootsCS, Victim Services of Peel, Caledon Dufferin Victim Services)

**15,818**

counselling sessions  
were provided to  
survivors  
(Chantel's Place, Embrace, Family Services of Peel)

## SPOKEN LANGUAGE BREAKDOWN

Top 5 non-official languages spoken most often at home (Region of Peel, 2021)

### Mississauga

Urdu (3.8%)  
Arabic (3.2%)  
Mandarin (2.8%)  
Punjabi (2.3%)  
Polish (1.9%)

### Brampton

Punjabi (19.7%)  
Gujarati (2.8%)  
Urdu (2.7%)  
Hindi (2.3%)  
Tamil (1.9%)

### Caledon

Punjabi (8.9%)  
Italian (1.4%)  
Spanish (0.5%)  
Tamil (0.5%)  
Gujarati (0.5%)



PeelCAWA



pcawa1



PCAWA1

# Peel Regional Snapshot 2021 - 2022



**PCAWA**

PEEL COMMITTEE AGAINST WOMEN ABUSE

## HOUSING



**3,617**

people experiencing homelessness

(Region of Peel Housing Services, 2021)

**26.9% INCREASE**

in shelter use for households/persons without permanent housing

(Region of Peel Housing Services, 2021)

**75% OF WOMEN**

reported abuse and conflict with a partner, spouse, or parent as their top reason for their housing loss

(Region of Peel, 2021 PiT Count)

**12-24 MONTH WAITLIST**

for Victim of Family Violence Special Priority Unit depending on family size and building location (Region of Peel Housing Services, 2021)

## POVERTY & SOCIAL ASSISTANCE

**12.8%**

of people are living in poverty  
(Peel Poverty Reduction Strategy, 2022)

**175,980**

people live in poverty because of limited access to income, support and resources

(Peel Alliance to End Homelessness, 2022)

**12,337**

active Ontario Works cases in Peel Region (Region of Peel, Jan - Sept 2022)

**6.4%**

unemployment rate (Region of Peel, 2022)

## PUBLIC EDUCATION



**12**

GBV Protocol Training sessions

**124**

people trained on the GBV Protocol

(PCAWA, 2022)


## POLICING & JUSTICE

380 reported Sexual Violence calls

9259 reported Intimate Partner

Violence calls (Peel Regional Police, 2021)

## FOOD INSECURITY



14% of households in Peel experience food insecurity

(Peel Food Charter, 2017)

## **About PCAWA**

Founded in 1984, PCAWA is a cross-sectoral community collaborative of 27 community members and organizations in Peel that have a shared goal of ending gender-based violence. For more information about PCAWA visit [www.pcawa.net](http://www.pcawa.net)



PeelCAWA



pcawa1



PCAWA1